

Parent Concerns about the use of Snapchat & Tik Tok

Recently, you may have seen in the media about the rise in concern over the use of Snapchat and Tik Tok. This was because it has now become even easier for other users to identify a location. Snapchat has launched a new update for their social media app with a new 'Meet Up' feature. This feature located within the Snapchat section of the app allows for people to view your location and get precise directions to you via Google or Apple maps without any warning or notifications. Our guidance for parents would be to check children's accounts and ensure the following:

- Ensure they only have friends added to their account
- Their account is restricted with the correct settings
 - Their snap map location is set to 'Only Me'

Tik Tok is another social media platform that children are using frequently and this also comes with risks and dangers due to its 'addictive appeal.' The posters below provide further information for parents and carers.

You will be aware that both Snapchat and Tik Tok have age restrictions of 13 + and 12+ but we are aware that children in primary schools have these apps on their phones and the potential dangers of information and pictures being taken and sent to others is huge. Please continue to monitor your children's phones and other devices to ensure that they are safe at all times when online.



TikTok is a video-sharing social media app available on iOS and Android which lets users create, share, and view user created videos much in a similar manner to Facebook, Instagram and Snapchat. It's main draw, however, is that users can record and upload bite-sized looping videos of themselves lip-synching and dancing to popular music or soundbites, often for comedic effect, which can then be further enhanced with filters, emojis and stickers. TikTok has been designed with the young user in mind and has a very addictive appeal. At the beginning of 2019 it skyrocketed in popularity to become the iOS store's most downloaded app with over 33 million downloads. Estimates suggest that it now has anything between 500 million and over 1 billion monthly active users worldwide.



What parents need to know about

TIKTOK



MATURE CONTENT

On the iOS store, TikTok is listed as 12+. On the Google Play Store it is rated as 'Parental guidance recommended'. When signing up for the app, it's possible to lie about your age without any form of verification. As children scroll through their feed, most of the videos they're likely to come across are lighthearted or funny takes on dance routines which are designed to make people laugh. However there has been a slew of videos which have been reported for featuring drug and alcohol abuse, self-harm and sexual content, including young teens dressing overtly sexually and behaving suggestively. Given the deluge of material uploaded to TikTok every day, it's impossible to moderate everything and it can be quite common to come across explicit content on the 'for you' feed when logging into the platform.

INAPPROPRIATE MUSIC

TikTok revolves around creating music videos through lip-synching and dancing. Inevitably, some of the music featured by users will contain explicit or suggestive lyrics. Given the undeniably young user base, there is a risk that children may look to imitate the explicit language they hear or the suggestive actions they see when viewing others user's videos on the app.

TIKTOK FAME

TikTok is very image focused and there is a notable preoccupation with appearing cool and attractive. Many teenagers now attempt to go viral and become what's known in-app as 'TikTok famous'. TikTok (and its predecessor musical.ly) has spawned its own celebrities – social media stars Loren Gray and Jacob Sartorius have been catapulted to fame through their initial exposure on the app. Obviously, most budding influencers looking to become the next big thing will be disappointed, but this may have the knock-on effect of making them go to more and more drastic lengths to get noticed.

ONLINE PREDATORS

As a social network, TikTok makes it easy to connect with other users. This includes the ability to comment on and react to other user's videos, follow their profile and download their content. Be aware that by default, any user can comment on your child's video if their account is set to public. Most interactions are harmless enough but as an app, TikTok is prone to predators because of the abundance of younger users.



ADDICTIVE NATURE

Social media is designed to be addictive and TikTok is no different. It can be fun and hugely entertaining. However, it is also because of this that it can be hard to put down. In addition to the short, punchy nature of the looping video format, the app's ability to keep you guessing what will come on screen next makes it easy to turn a five-minute visit into 45-minute visit.

IN-APP PURCHASES

Aside from the content, there's also the option to purchase in-app extras called 'TikTok coins'. Prices range from £0.99 for 100 coins to an eye-watering £93.99 for 10,000 coins. TikTok coins are used to purchase different emojis to reward content creators that a user finds funny or entertaining. In the iOS version of the app you can disable the option to buy TikTok coins but this sadly doesn't seem to be a feature in the Android version.



Safety Tips For Parents

TALK ABOUT ONLINE DANGERS

Assuming your child is above the age limit to use the app, make sure you also take the time to talk to them about what they are seeing on the app. Have a dialogue, get them to give you their opinion on what is appropriate and model the correct behaviour for them. Go over why they shouldn't give out private information or identifiable photos and be positive and understanding of them. In the long run, getting them to think critically about what they're seeing goes a long way to keeping them social media savvy.



USE PRIVACY SETTINGS

Undoubtedly, the easiest way to safeguard your child on TikTok is to make sure their account is set to private. This means only those users your child approves can view, like, and follow their content. Setting the account to private may clash with your child's goal of social media superstardom, but it will keep their account secure from strangers. This setting can be enabled under the privacy and safety menu by pressing the ellipsis in the 'me' tab of the app. To be extra safe, there are additional controls available to toggle such as who can send comments and messages, among other options.



ENABLE RESTRICTED MODE

In the digital wellbeing section there's the ability to turn on restricted mode using a PIN. Restricted mode filters out content that is not age appropriate although it should be noted that this isn't always 100% fool proof. When enabling restricted mode, parents should still be vigilant to what their child is watching and take note that the algorithm moderating content is not infallible.




EXPLORE AND LEARN YOURSELF

Understanding and learning the app yourself is a great way to get to grips with TikTok. You could then even use the app with your child and watch some videos with them. If you are the parent of a teen, even if it does not make you popular, keep a close eye on what they're viewing and sharing. That said, it's a brilliant chance to turn it into a bonding opportunity with your child also. You could even unleash your inner performer and make videos with them while (more importantly) keeping them safe online.



LEARN HOW TO REPORT AND BLOCK INAPPROPRIATE CONTENT

With the proper privacy settings in place, TikTok can be a safe space for your child to express themselves. However, just in case something does manage to slip through, make sure your child knows how to recognise and report content that isn't appropriate and get them to come to you about what they have seen. TikTok allows users to report offenders and comments within the app. You can also block individual users by going on their profile.



MODERATE SCREEN TIME

As entertaining as TikTok is, you can help your child moderate their time on the app by making use of the digital wellbeing section. Under the screen time management option, you can limit the daily allotted time allowed on the app in increments ranging from 40 to 120 minutes. You can also lock this preference behind a PIN number which has to be inputted in order to then exceed the daily time limit. This way your child can get their daily dose of memes without wasting away the day.



Meet our expert

Pete Badh is a writer with over 10+ years in research and analysis. Working within a specialist area for West Yorkshire Police, Pete has contributed work which has been pivotal in successfully winning high profile cases in court as well as writing as a subject matter expert for industry handbooks.





SOURCES:

www.nationalonlinesafety.com


Twitter - @natonlinesafety

Facebook - /NationalOnlineSafety

Users of this guide do so at their own discretion. No liability is entered into. Current as of the date of release: 08.01.2020





Snapchat is a photo sharing app for mobile phones and tablets. The app allows users to share images, videos and chat with friends. Users can share images and videos directly to specific friends, or through a 'story' shared with their entire friend list, which documents the previous 24 hours. In a study, Snapchat was ranked the 4th most negative app in terms of having an impact on young people's health and wellbeing, with children feeling that they can use the app Snapchat to "make you look pretty."




AGE RESTRICTION

13+



What parents need to know about SNAPCHAT



EXPOSING YOUR CHILD'S EXACT LOCATION

The 'Snap Map' lets you share your EXACT location in real-time through a map on the app. The user's location updates when the app has been opened on the device. There is a warning on the Snapchat website about uploading images and videos to 'Our Story', stating that "snaps you submit to 'Our Story' can still show up on the Map, no matter which location setting you choose." When uploading to 'Our Story', your child's image or video could appear in "Search results and Stories on or off Snapchat - today or in the future."

SCREENSHOTS & SAVED MESSAGES

While Snapchat's gimmick is that all photos, videos and text disappear eventually, users still have the capability to screenshot or record anything which has been sent to them. Users may sometimes forget that screenshotting is possible and send a compromising image or message to somebody who they think they trust. They may also accidentally send an image or message to somebody who they do not trust. Simply by pressing and holding a message, the user is able to save a message they have received, which can be screenshotted or used against them at a later date.

SEXTING

Due to 'Snaps' disappearing, (users can even send a one-second photo or video), Snapchat has become the chosen platform for children and young people to send sexually explicit images or 'selfies'. Once a photo/video has been screenshotted, or recorded using another device or software, this can lead to further dangers, such as blackmail and cyberbullying. It is illegal to make, possess, download, store and share sexual images, photos and videos of a person under the age of 18. This also includes any sexual images, photos and videos that a child may have taken of themselves. However, if a young person is found creating or sharing images, the police can choose to record that a crime has been committed, but taking formal action isn't in the public interest.

LENS EXPLORER


The 'Lens Studio' on Snapchat gives users the freedom to use their imagination to design their own filters for themselves and others to use. Snapchat states that the lenses users create "must comply with our Lens Studio Submission Guidelines and Community Guidelines and must be appropriate for Snapchatters ages 13+." The 'Lens Explorer' in the app now enables users to choose from thousands of these creations to alter their snaps. Anyone can create a lens for Snapchat, which gives opportunities for age-inappropriate content to be uploaded.

SNAPSTREAKS & ADDICTION


'Snap Streaks' are gained when snaps have been sent back and forth consecutively between friends. The longer that snaps are sent between users, the longer the streak becomes. Furthermore, Snapchat rewards users who have achieved high Snap Streaks, by gifting emojis, adding incentives for users to keep the streaks. Children invest time into making their streaks as long as possible, which can put an incredible amount of pressure on both themselves and their friendships.

SNAP ORIGINALS

Through 'Snap Originals', users can watch content which has been created by Snapchat on the app, including comedy shows, drama, news and more. Additionally, there are new lenses and filters available, inspired by the 'snap originals' shows. This is another feature to encourage addiction.



Top Tips for Parents



THE RISKS OF SEXTING

It can be slightly awkward talking about this topic with your child, but if it helps them protect themselves, it is worth it. Talk to them about the consequences of sexting and make sure that they're aware of the risks. Ensure your child knows that 'Snaps' can be screenshotted. Teach them that if they post anything potentially embarrassing or harmful (either of themselves or someone else) it can have severe consequences as the message, image or video can be shared further.

USE 'GHOST MODE'

We highly recommend enabling 'Ghost Mode' on the app so that your child's location will no longer be visible to anyone on the Snap Map. To enable this, go onto the Snap Map and tap the cog in the top-right corner. Here, change the setting to 'Ghost Mode'.

RESTRICT STORY VIEWS

Your child can add videos and images to their 'Story' throughout the day which will last for 24 hours. By default, anyone in a user's friends list can see their story. We recommend checking the privacy settings to ensure that this has not been edited. This can simply be done in the apps settings under the 'Who Can View My Story' section. The options to choose from are 'My Friends', 'Everyone' or 'Custom' - we suggest that it is set to 'My Friends'.

REPORTING A STORY, LENS, FILTER, SNAP OR MESSAGE


If your child comes across inappropriate Snapchat content sent directly to them or in another person's story, advise them to report it immediately. This may include an inappropriate lens, filter, message or snap. To report an offensive lens, they should open the app and select the lens they want to report. An info button will appear above the lens. Click this, followed by the flag icon. This will send a report to Snapchat for further investigation. Reports can also be made on the Snapchat support website: support.snapchat.com.


HOW TO DELETE A MESSAGE

Advise your child never to send any negative messages (or images) through gallery in the chat on the app) as screenshots can still be taken. You should also advise your child to screenshot any negative comments they receive as the sender can also delete them. To delete a message, simply press and hold the sent message and press delete.

TURN OFF 'QUICK ADD'

'Quick Add' helps friends find each other on the app. This is based on mutual friends or if their number is in their phone book. Explain to your child that this feature can open up their profile to strangers. We highly recommend that your child turns off the 'Quick Add' feature. This can be done in the settings.





National Online Safety

A whole school community approach to online safety

www.nationalonlinesafety.com

Email us at hello@nationalonlinesafety.com or call us on 0800 368 8061

Status of Mind: Social media and young people's mental health | Life in Likes - Children's Commissioners Report | Google Play Store | <https://support.snapchat.com/en-US>
<https://metsanity.net/snapchat-parent-review/> | BT.com | Independent.co.uk